



**PEUGEOT BOXER**

Crew Cab



# CREW CAB

Peugeot Boxer

## The perfect solution

A Peugeot Boxer that is equipped with a Crew Cab from Snoeks is the ideal solution for transporting people and cargo safely, comfortably and efficiently.

## Merged Perfection

The Snoeks Crew Cab series is specifically designed for the Peugeot Boxer and therefore fits seamlessly into the vehicle and matches the design of the front cab. That is what we like to call, "Merged Perfection".

## For every type of Boxer


No matter what type of Boxer you have, we have a suitable Crew Cab in our program. In addition, we offer three different trim levels, with which you can choose the desired equipment level.







1



3



6



2



4



5



7

# UNIQUE BENEFITS

## Peugeot Boxer Crew Cab

### 1. Maximum comfort

A Boxer with a Crew Cab offers up to three additional seats with maximum comfort for your passengers. Optional you can choose a four seater.

### 2. Maximum load area

Thanks to the clever design of the Crew Cab, the loss of cargo space is minimal.

### 3. Unique character

There is a choice between three Trim levels: Base, Comfort and Luxury. From the Comfortline you receive lighting in the headliner.

### 4. Optimal safety

The Crew Cab meets the European safety requirements. All seats are equipped with 3-point safety belts and functional headrests.

### 5. Practical interior

Your passengers can easily store small items in the handy storage compartments in the bench and in the sidewall.

### 6. Your business card

In every detail, the Boxer Crew Cab looks stylish and is completely in line with the design of your Peugeot Boxer.

### 7. Long objects

The practical loading space under the bench allows to transport long items.



# TRIMLEVELS

## Peugeot Boxer Crew Cab



### Base

- A comfortable three-seater bench
- Adjustable and tilting headrests
- 3-Point inertia-reel safety belt on all seating positions
- Storage pocket in bench cover
- Loading space under the bulkhead
- Wear-resistant floor and step-in cover
- Robustly finished side panels



### Comfort

extra compared to Base:

- Luxury sidewall finishing including a cupholder
- Headlining covered with fabric incl. lighting



### Luxury

extra compared to Comfort:

- A comfortable three-seater bench with two armrests
- Easy entry with step-in handle
- Luxury sidewall finishing including storage pockets and a cupholder



### Options

- A comfortable four-seater bench
- Privacy glass

# BASE VEHICLE & POSSIBILITIES

	L1			L2			L3			L4		
	BASE	COMFORT	LUXURY	BASE	COMFORT	LUXURY	BASE	COMFORT	LUXURY	BASE	COMFORT	LUXURY
SLIDING DOOR												
Sliding door right	o	o	o	o	o	o	o	o	o	o	o	o
Sliding door left	o	x	x	o	o	o	o	o	o	o	o	o
Sliding door right and left	Δ	x	x	Δ	Δ	Δ	Δ	Δ	Δ	Δ	Δ	Δ
WINDOWS												
factory fitted window right	o	o	o	o	o	o	o	o	o	o	o	o
Factory fitted window left	o	x	x	o	x	x	o	x	x	o	x	x
No factory fitted windows	Δ	Δ	Δ	Δ	Δ	Δ	Δ	Δ	Δ	Δ	Δ	Δ
OTHER												
Co-driver's seat	o	o	o	o	o	o	o	o	o	o	o	o
Co-driver's bench	o	o	o	o	o	o	o	o	o	o	o	o
ROOF HEIGHT												
H1	o	o	o	o	o	o	x	x	x	x	x	x
H2	x	x	x	o	o	o	o	o	o	o	o	o
H3	x	x	x	x	x	x	x	o	o	x	o	o

o Available  
Δ Available for an additional charge  
x Not available

## FABRIC



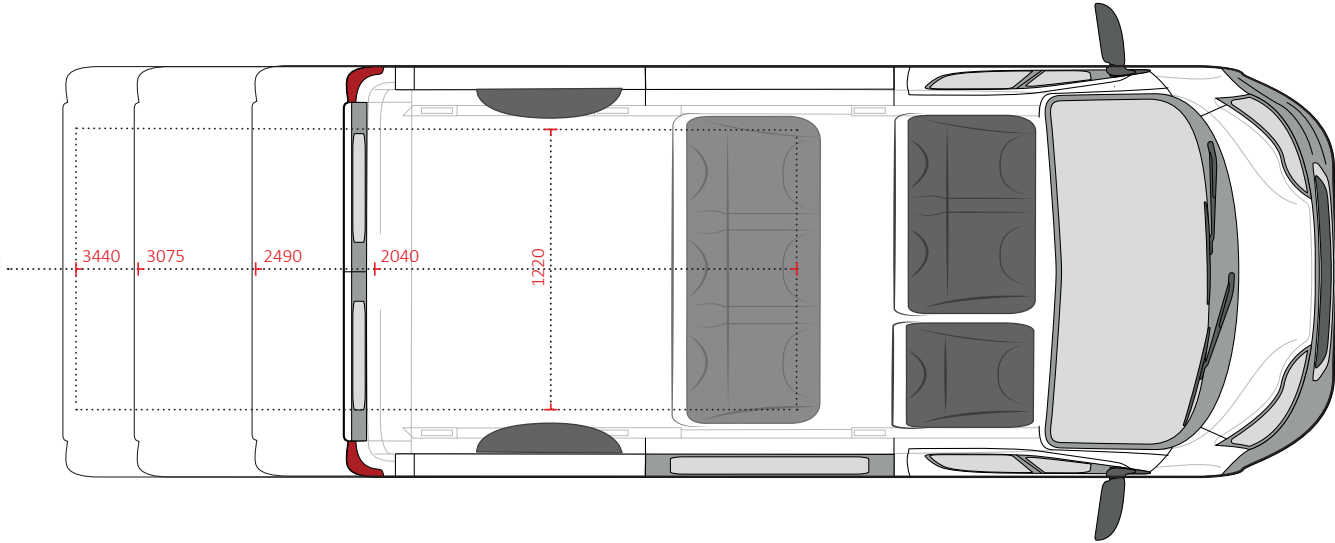
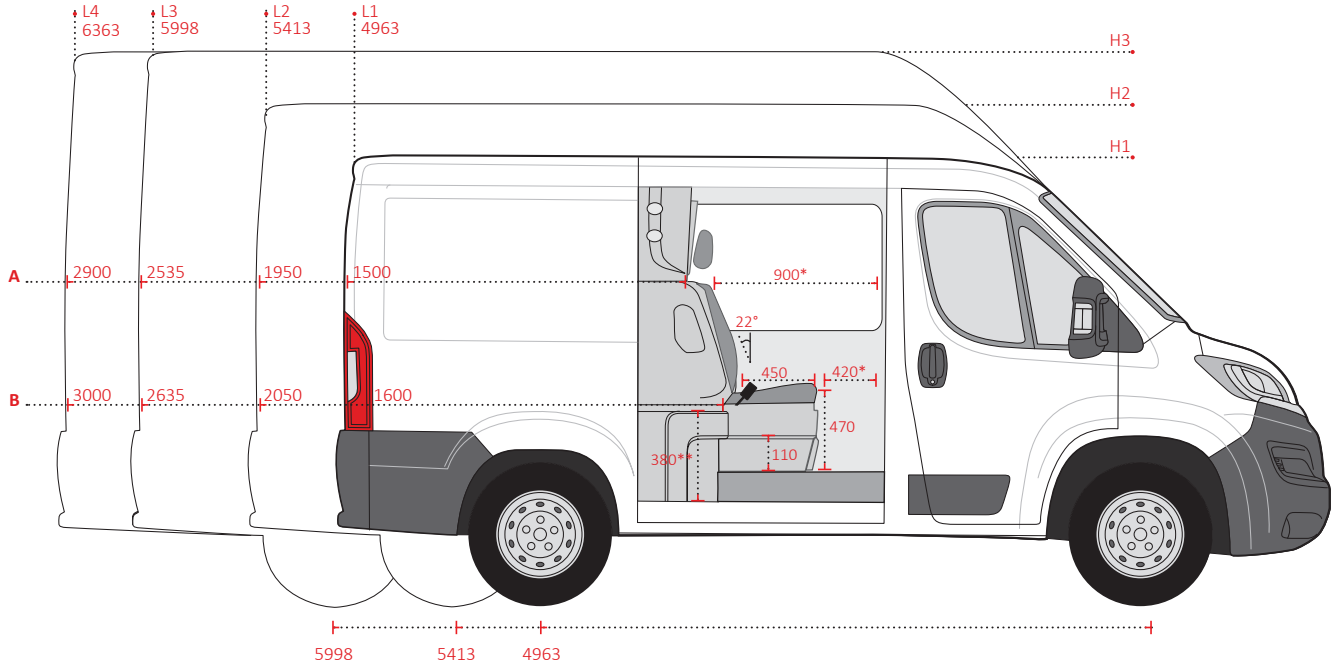
Darko



Achille Fillo



TEP Pierce /  
Vesuve Gris



\* Measured in relation to fixed co-driver's bench

**Note:**  
Crew cab conversion weight is 105 kg.

LOAD AREA	A	B	C
L1	1500	1600	2040
L2	1950	2050	2490
L3	2535	2635	3075
L4	2900	3000	3440